

2022 Voluntary Contributions
Schedule & Booklist
Xuno App Guide



MURTOA COLLEGE

1. Download and install the **Xuno Family** app for your mobile or tablet device.



For Apple users please tap into your **App Store** and search for “**Xuno Family**”.



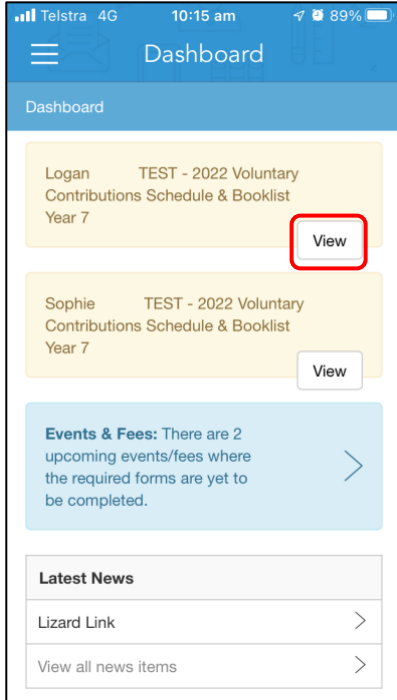
For Android users please tap into your **Play Store** and search for “**Xuno Family**”.

2. When you first start the Xuno Family App you will be required to search for *Murtoa College* in the **School Name** and input your parent **Username** and **Password**.

A screenshot of a mobile phone screen showing the registration process. The status bar at the top shows "Optus" as the carrier, "2:09 pm" as the time, and "58%" battery. The app interface has a dark background with a white registration form in the center. The form is titled "REGISTER" in blue. It contains three input fields: the first is labeled "Murtoa College", the second is labeled "PAZ001F-P1", and the third is a password field with "*****" as a placeholder. Below the fields are two buttons: a blue "REGISTER" button and a light blue "CANCEL" button.

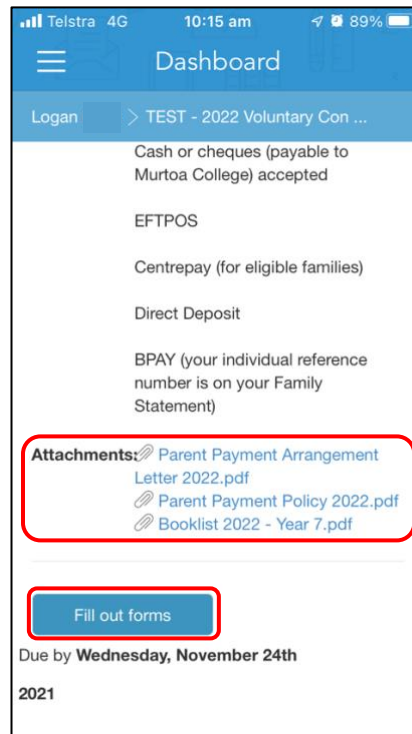
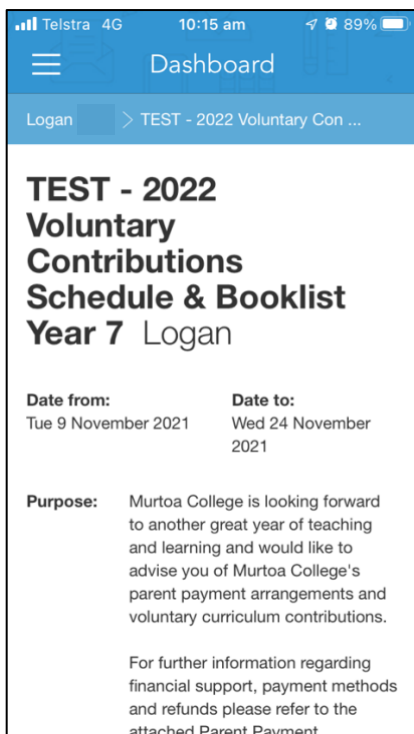
If you require your parent **Username** and **Password** please contact the school for assistance.

1. Once logged in you will see that there are Voluntary Contributions Schedule and Booklist items to be viewed for your child. Please tap on the **View** button.

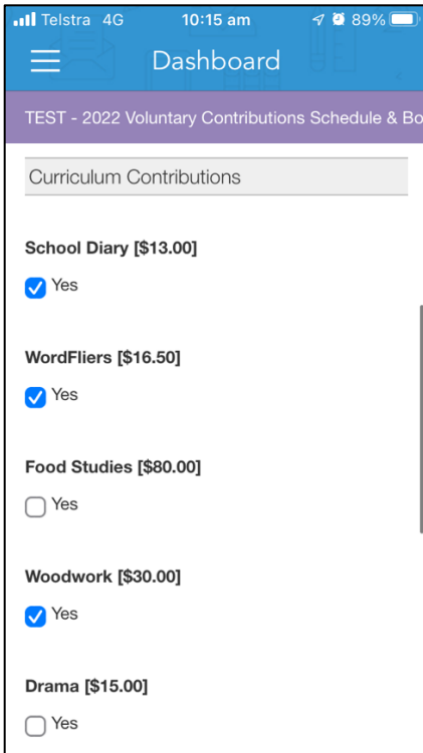


2. This screen will provide all the information regarding the Voluntary Contributions Schedule and Booklist for 2022. Please take the time to download and review the attachments.

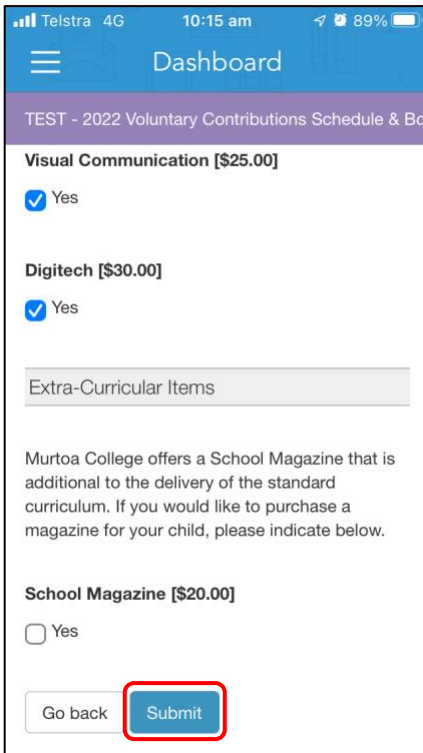
To fill in the Voluntary Contributions Schedule and Booklist Form for 2022 please tap on the **Fill out forms** button.



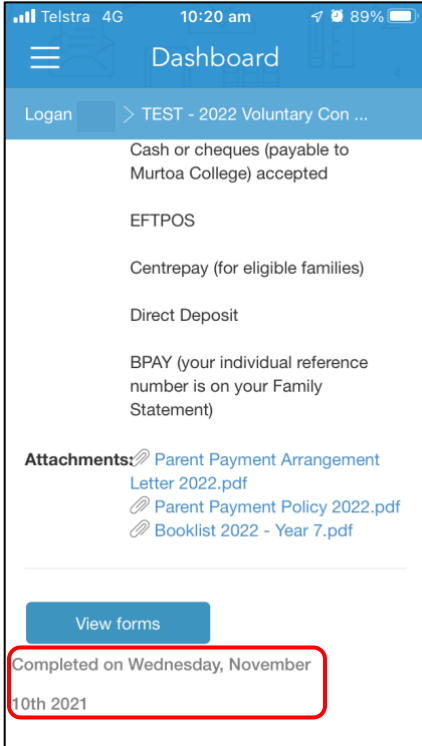
- Now tap on the checkbox of the curriculum and extra-curriculum items that you would like to contribute to.



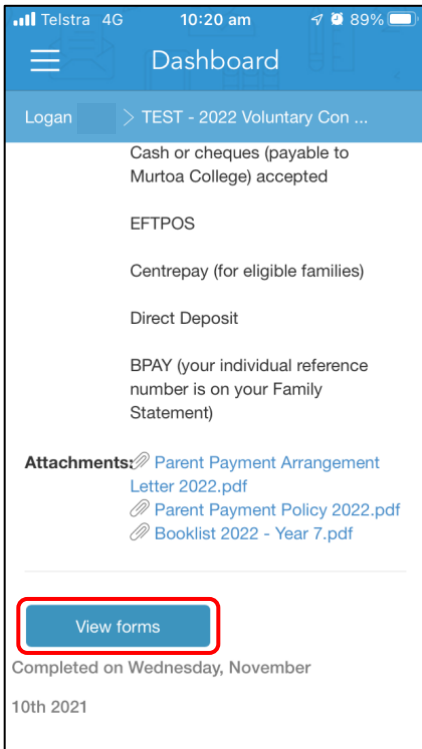
- Once complete, please review your selections before you tap on the **Submit** button.



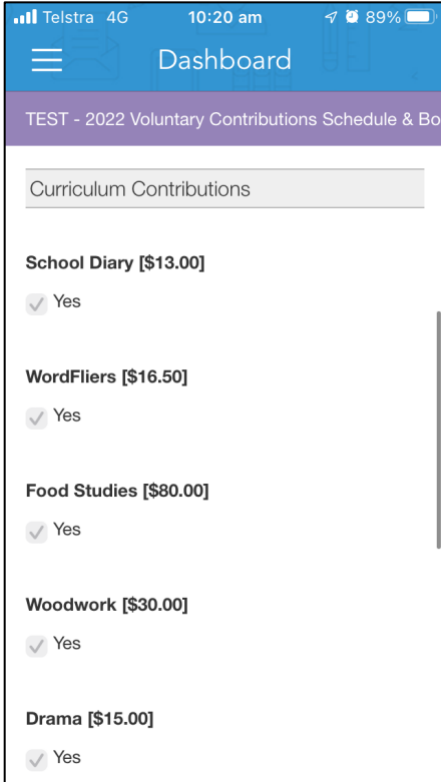
- Once you have submitted your form you will see date of completion show up next to the View forms button.



- To view the completed form, tap on the **View forms** button.



7. If you notice that a mistake has been made you will need to contact the school to make the required changes.



8. From the start of Term 1 2022 you can make your payments through your normal payment method. If you require assistance with payments, please contact the school on (03) 5385 2381 or visit the school to talk to the reception staff.